



# DCA220SSJ

## MQ POWER Series Generator

### WhisperWatt™ 220

Prime Rating — 176 kW (220 kVA)

Standby Rating — 194 kW (242 kVA)

60 Hertz



#### STANDARD FEATURES

- Heavy duty, 4-cycle, direct injection, air to air intercooled diesel engine provides maximum reliability.
- Brushless alternator reduces service and maintenance requirements and meets temperature rise standards for Class F insulation systems.
- Open delta excitation design provides virtually unlimited excitation for maximum motor starting capability.
- Automatic voltage regulator (AVR) provides precise regulation.
- Electronic Governor Control — maintains frequency to within  $\pm 0.25\%$  from no load to full load.
- Full load acceptance of standby nameplate rating in one step (NFPA 110, para 5-13.2.6).
- Sound attenuated, weather resistant, steel housing provides operation at 73 dB(A) at 23 feet. Fully lockable enclosure allows safe unattended operation.
- Internal fuel tank with direct reading of fuel gauge.
- E-coat primer with polyurethane enamel finish coat.
- Emergency stop switch when manually activated shuts down generator in the event of an emergency.
- Fuel/water separator removes condensation from fuel for extended engine life. Panel mounted alarm light included.
- Complete engine analog instrumentation includes DC ammeter, oil pressure gauge, water temp. gauge, fuel level gauge, tachometer/hour meter, preheat indicator, and emergency shutdown monitors.
- Complete generator analog instrumentation includes voltage regulator control, ammeter phase selector switch, voltmeter phase selector switch, AC voltmeter, AC ammeter, frequency meter, panel light, and circuit breaker.
- Automatic safety shutdown system monitors the engine oil pressure and coolant temperature. Warning lights indicate abnormal conditions.
- Low coolant level shutdown system provides protection from critically low coolant levels. Includes control panel warning light.
- Automatic start/stop control — automatically starts the generator set during a commercial power failure when used in conjunction with a transfer switch.
- Complete power panel. Fully covered; three-phase terminals and single phase receptacles allow fast and convenient hookup for most applications including temporary power boxes, tools and lighting equipment. The GFCI receptacles are NEMA 5-20, and the auxiliary outputs use CS6369 twist-lock receptacles.
- EPA emissions certified - Tier 3 emissions compliant.



# DCA220SSJ

## MQ POWER Series Generator

### SPECIFICATIONS

Generator Specifications	
Design	Revolving field, self-ventilated Drip-proof, single bearing
Armature Connection	Star with Neutral
Phase	3
Standby Output	194 KW (242 KVA)
Prime Output	176 KW (220 KVA)
3Ø Voltage (L-L/L-N) Voltage Change-Over Board 240 Config.	208Y/120, 220Y/127, 240Y/139
3Ø Voltage (L-L/L-N) Voltage Change-Over Board 480 Config.	416Y/240, 440Y/254, 480Y/277
Power Factor	0.8
Voltage Regulation (No load to full load)	±0.5%
Generator RPM	1800
Frequency	60 Hz
No. of Poles	4
Excitation	Brushless with AVR
Frequency	60 Hz
Frequency Regulation: No Load to Full Load	Isochronous under varying loads from no load to 100% rated load
Frequency Regulation: Steady State	±0.25% of mean value for constant loads from no load to full load.
Insulation	Class F
Sound Level dB(A) Full load at 23 feet	73

Engine Specifications	
Make / Model	John Deere / 6068HF485
Emissions	EPA Tier 3 Certified
Starting System	Electric
Design	4-cycle, water cooled, direct injection, turbocharged air to air intercooled
Displacement	415 in <sup>3</sup> (6.8 liters)
No. cylinders	6
Bore x Stroke (mm)	106 x 127
Gross Engine Power Output	315 bhp (235 kW)
BMEP	304 psi (2094 kPa)
Piston Speed	1134 ft./min. (5.76 m/s)
Compression Ratio	17:1
Engine Speed	1800 rpm
Overspeed Limit	2100 rpm
Oil Capacity	8.19 gallons (31.0 liters)
Battery	12V 128Ah x 1

Fuel System		
Recommended Fuel	ASTM-D975-No.1 & No.2-D	
Maximum Fuel Flow (per hour)	22.7 gallons (85.9 liters)	
Maximum Inlet Restriction (Hg)	5.9 in. (150 mm)	
Fuel Tank Capacity	100 gallons (380 liters)	
<b>Fuel Consumption</b>	<b>gph</b>	<b>lph</b>
At full load	13.6	51.6
At 3/4 load	10.4	39.5
At 1/2 load	7.7	29.3
At 1/4 load	4.5	17.2

Cooling System	
Fan Load	5.6 hp (4.2 kW)
Coolant Capacity (with radiator)	14.3 gallons (54.0 liters)
Coolant Flow Rate (per minute)	56.8 gallons (215 liters)
Heat Rejection to Coolant (per minute)	7489 Btu (7.90 MJ)
Heat Rejection to Room (per minute)	2095 Btu (2.21 MJ)
Maximum Coolant Friction Head	8.1 psi (5.6 kPa)
Maximum Coolant Static Head	29.5 feet (9.0 meters)
Ambient Temperature Rating	104°F (40°C)

Air	
Combustion Air	619 cfm (17.5 m <sup>3</sup> /min)
Maximum Air Cleaner Restriction	25 in. H <sub>2</sub> O (6.25 kPa)
Alternator Cooling Air	1459 cfm (41.3 m <sup>3</sup> /min)
Radiator Cooling Air	8120 cfm (230 m <sup>3</sup> /min)

Exhaust System	
Gas Flow (full load)	1371 cfm (38.8 m <sup>3</sup> /min)
Gas Temperature	905°F (485°C)
Maximum Back Pressure	40.0 in. H <sub>2</sub> O (10 kPa)

Amperage	
Rated Voltage	Maximum Amps
1Ø 120 Volt	488.9 Amps (4 wire)
1Ø 240 Volt	244.4 Amps (4 wire)
3Ø 240 Volt	529 Amps
3Ø 480 Volt	264 Amps
Main Line Circuit Breaker Rating	600 Amps
Over Current Relay Trip Set Point 480V Mode Only	256 Amps

### WARRANTY\*

#### John Deere Engine

12 months from date of purchase with unlimited hours or 24 months from date of purchase with 2000 hours (whichever comes first).

#### Generator

24 months from date of purchase or 2000 hours (whichever occurs first).

#### Trailer

12 months excluding normal wear items.

\*Refer to the express written, one-year limited warranty sheet for additional information

### NOTICE

Generator is not intended for use in enclosed areas or where free flow of air is restricted.

Backfeed to a utility system can cause electrocution, shock and/or property damage. **DO NOT** connect to any building's electrical system except through an approved device.

Specifications are subject to change without notice.



# DCA220SSJ

## MQ POWER Series Generator

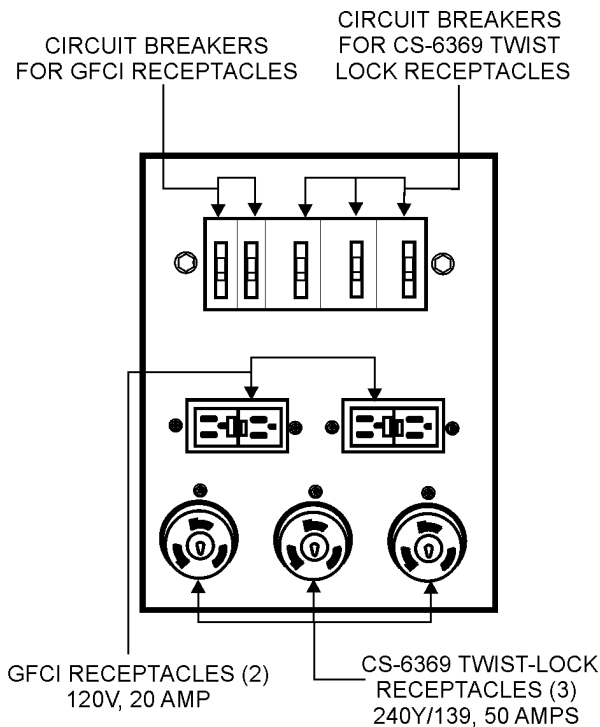
### MQ POWER DECIBEL LEVELS

Our soundproof housing allows substantially lower operating noise levels than competitive designs. WhisperWatts are at home on construction sites, in residential neighborhoods, and at hospitals — just about anywhere.

- 90 — Subway / truck traffic
- 80 — Average city traffic
- 70 — Inside car at 60 mph
- 60 — Air conditioner at 20 feet
- 50 — Normal conversation



### GENERATOR OUTPUT PANEL



### OPTIONAL GENERATOR FEATURES

- **Battery Charger** — provides fully automatic and self-adjusting charging to the generator's battery system.
- **Jacket Water Heater** — for easy starting in cold weather climates.
- **Special Batteries** — long life batteries provide extra engine cranking power.
- **Spring Isolaters** — provides extra vibration protection for standby applications.
- **Trailer Mounted Package** — meets National Highway Traffic Safety Administration (NHTSA) regulations. Trailer is equipped with electronic or surge brakes with double or triple axle configuration.

### OPTIONAL CONTROL FEATURES

- **Audible alarm** — alerts operator of abnormal conditions

### OPTIONAL OUTPUT CONNECTIONS

- **Cam-Lock Connectors** — provides quick disconnect alternative to bolt-on connectors.
- **Pin and Sleeve Connectors** — provides industry standard connectors for all voltage requirements.
- **Output Cable** — available in any custom length and size configuration.

### OPTIONAL FUEL CELL FEATURES

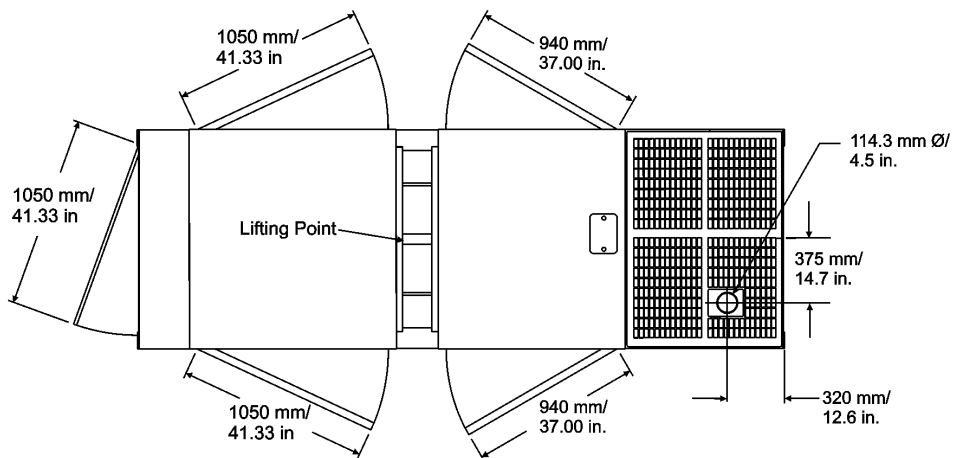
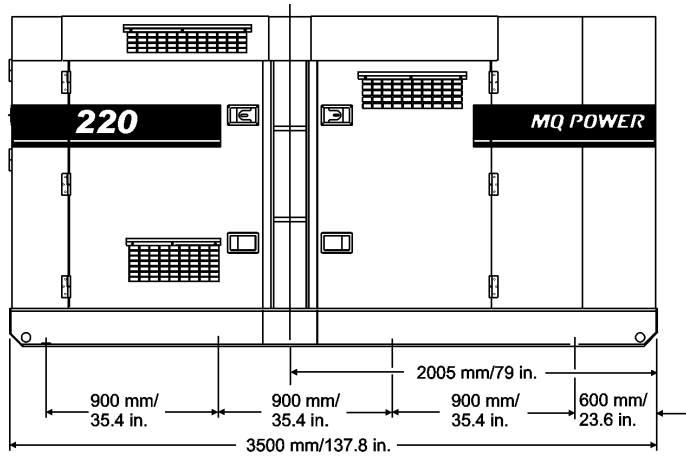
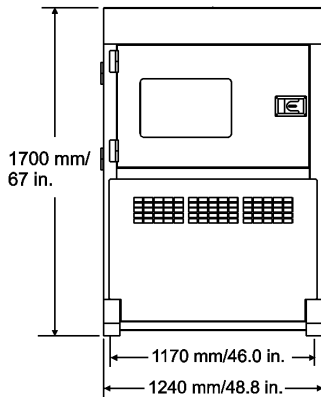
- **Trailer Fuel Tank** — Additional fuel cell for extended runtime operation. Contains a leak sensor, low fuel level switch, and a secondary containment tank. UL142 listed.
  - 12 hours of minimum run time.
  - 24 hours of minimum run time.



# DCA220SSJ

## MQ POWER Series Generator

### DIMENSIONS



Generator can be placed on a  
MQ Power Model TRLR220XF  
Tandem Axle Trailer

Weight	
Dry Weight	6,902 lbs. (3,130 kg)
Wet Weight	7,753 lbs. (3,520 kg)
Max. Lifting Point Capacity	14,050 lbs. (6,373 kg)

Manufactured by Denyo Co.

Your Multiquip dealer is:

