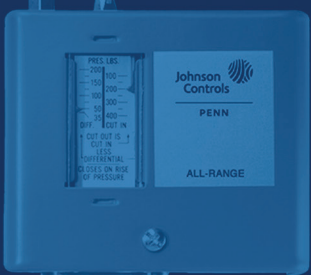


MPN

PARTS





Parts Specialists
OEM & Aftermarket HVAC Parts

Industry Proven

Our dedicated HVAC parts specialists are efficient, easy to work with and a knowledgeable source that you can trust will help you make the right decisions for your HVAC system. We are here to take your call and quickly bridge the gap between what you need and what needs to be done.



VISIT OUR PARTS STORE

Mon-Fri 7:00am-4:00pm
7180 W. Post Road, Suite 140
Las Vegas, NV 89113

CONTACT US
702.228.8974
Parts@MPNevada

Contents

1	Compressors	18	Ball Valves
3	Actuators & Valves	18	Solenoid Valves & Coils
5	Motors - ODP & TEFC	19	Transformers
6	Motors - TEAO	19	Relays
8	VFD's	19	Capacitors
9	Hoses & Adapters	19	Contactors
10	Piping Connectors	20	Pressure Controls
11	Air Filters	20	Fan Speed Controls
12	Humidifier Parts	20	Fan Cycling Controls
13	Circulators	21	Transducers
14	Air Vents & Circuit Setters	21	Temperature Controls
16	Filter Driers	21	Water Regulating Valves
17	Drier Cores & Shells	23	Klein Tools
17	Sight Glasses	26	Testo





Compressors

Copeland® brand products

Copeland 460V/3PH						
Part Number	Tons	Connection	Discharge	Suction	Ship Weight	RLA
COP-ZR38K5ETFD	3T	Sweat	1/2	3/4	60	6.4A
COP-ZR42K5ETFD	3.5T	Sweat	1/2	7/8	61	6.4A
COP-ZR48K5ETFD	4T	Sweat	1/2	7/8	72	7.9A
COP-ZR57K3ETFD	5T	Sweat	1/2	7/8	87	10.0A
COP-ZR61KCETFD	5T	Sweat	1/2	7/8	87	10.0A
COP-ZR72KCETFD	6T	Sweat	1/2	7/8	87	10.0A
COP-ZR94KCETFD	8T	Sweat	7/8	1-1/8	150	16.4A
COP-ZR108KCETFD	9T	Sweat	7/8	1-3/8	150	17.3A
COP-ZR125KCETFD	10T	Sweat	7/8	1-3/8	135	19.2A
COP-ZR144KCETFD	12T	Sweat	7/8	1-3/8	135	19.6A
COP-ZR16M3ETWD-SWT	13T	Sweat	7/8	1-3/8	227	27.2A
COP-ZR16M3ETWD-ROTO	13T	Rotolock	1.25"-12 RL	1.75"-12 RL	227	27.2A
COP-ZR19M3ETWD922	16T	Sweat	1-3/8	1-5/8	236	32.1A
COP-ZR19M3ETWD961	16T	Rotolock	1.75"-12 RL	2.25"-12 RL	236	32.1A

Copeland 230V/3PH						
Part Number	Tons	Connection	Discharge	Suction	Ship Weight	RLA
COP-ZR38K5ETF5	3T	Sweat	1/2	3/4	60	13.6A
COP-ZR42K5ETF5	3.5T	Sweat	1/2	3/4	61	14.3A
COP-ZR48K5ETF5	4T	Sweat	1/2	7/8	72	17.1A
COP-ZR57K3ETF5	5T	Sweat	1/2	7/8	87	19.3A
COP-ZR61KCETF5	5T	Sweat	1/2	7/8	87	19.3A
COP-ZR72KCETF5	6T	Sweat	1/2	7/8	87	20.7A
COP-ZR94KCETF5	8T	Sweat	7/8	1-1/8	150	32.1A
COP-ZR108KCETF5	9T	Sweat	7/8	1-3/8	150	33.6A
COP-ZR125KCETF5	10T	Sweat	7/8	1-3/8	150	41.4A
COP-ZR144KCETF5	12T	Sweat	7/8	1-3/8	150	47.1A

No minimum order required, Prices subject to change without notice

Compressors

Copeland 460V/3PH						
Part Number	Tons	Connection	Discharge	Suction	Ship Weight	RLA
COP-ZP315ETFD	2.5T	Sweat	1/2	3/4	55	6.4A
COP-ZP42K5ETFD	3.5T	Sweat	1/2	7/8	79	6.9A
COP-ZP54K5ETFD	4.5T	Sweat	1/2	7/8	81	8.6A
COP-ZP61KCETFD	5T	Sweat	1/2	7/8	81	9.1A
COP-ZP72KCETFD	6T	Sweat	1/2	7/8	97	13.6A
COP-ZP83KCETFD	7T	Sweat	1/2	7/8	97	13.6A
COP-ZP103KCETFD	9T	Sweat	7/8	1-1/8	132	18.6A
COP-ZP137KCETFD	11T	Sweat	7/8	1-3/8	145	20.7A

Copeland 230V/3PH						
Part Number	Tons	Connection	Discharge	Suction	Ship Weight	RLA
COP-ZP24K5ETF5	2T	Sweat	1/2	3/4	55	9.9A
COP-ZP31K5ETF5	2.5T	Sweat	1/2	3/4	55	11.6A
COP-ZP42K5ETF5	3.5T	Sweat	1/2	7/8	79	15.3A
COP-ZP54K5ETF5	4.5T	Sweat	1/2	7/8	81	17.4A
COP-ZP61KCETF5	5T	Sweat	1/2	7/8	81	21.9A
COP-ZP72KCETF5	6T	Sweat	1/2	7/8	88	25.9A
COP-ZP83KCETF5	7T	Sweat	1/2	7/8	97	27.9A
COP-ZP103KCETF5	9T	Sweat	7/8	1-3/8	132	33.6A

Other Common HVAC Compressors					
Part Number	Tons	Connection	Discharge	Suction	Ship Weight
ZR54K5ETFD800	4.5T	Sweat	1/2	7/8	74
ZP61K5ETFD800	5T	Sweat	1/2	7/8	78
ZR61K3ETF5930	5T	Sweat	1/2	7/8	434
ZP103KCETFD950	8.5T	Sweat	7/8	1-1/8	80
ZR125KCETFD950	10T	Sweat	7/8	1-3/8	100
ZR380KCETED965	32T	Rotolock	1-3/4	2-1/4	36



Fail-Safe Actuators

Part Number	Power Consumption (Running/Holding)	Voltage AC/DC	Torque	Control Type
BEL-AFB24-MFT	7.5W / 3W	AC/DC 24V	180 in-lb	MFT/Programmable
BEL-AFB24-SR	5.5W / 3W	AC/DC 24V	180 in-lb	DC 2...10V Modulating
BEL-LF120 US	5.5W / 3.5W	AC 120V	35 in-lb	On/Off
BEL-LF120-S US	5.5W / 3.5W	AC 120V	35 in-lb	On/Off (w/ 1 SPDT Aux Switch)
BEL-LF24 US	5W / 2.5W	AC/DC 24V	35 in-lb	On/Off
BEL-LF24-SR US	2.5W / 1W	AC/DC 24V	35 in-lb	DC 2...10V Modulating
BEL-TFB24	2.5W / 1.3W	AC/DC 24V	22 in-lb	On/Off

Non Fail-Safe Actuators

Part Number	Power Consumption (Running/Holding)	Voltage AC/DC	Torque	Control Type
BEL-AMB120-3	2.5W / 0.5W	AC 100...240V	180 in-lb	Floating/3-Point
BEL-AMX24-3	2.5W / 0.5W	AC/DC 24V	180 in-lb	Floating/3-Point
BEL-CMB24-3	1W / 0.2W	AC/DC 24V	18 in-lb	Floating/3-Point
BEL-GMB24-SR	4.5W / 2W	AC/DC 24V	360 in-lb	DC 2...10V Modulating
BEL-LMB24-3	1.5W / 0.2W	AC/DC 24V	45 in-lb	Floating/3-Point

Characterized Control Valves (CCV)

Part Number	Size	Pattern	CV
BEL-B207	1/2"	2-Way	0.3
BEL-B209	1/2"	2-Way	0.8
BEL-B210	1/2"	2-Way	1.2
BEL-B220	3/4"	2-Way	14
BEL-B225	1"	2-Way	30
BEL-B232	1-1/4"	2-Way	37
BEL-B250	2"	2-Way	57
BEL-B307	1/2"	3-Way	0.3
BEL-B309	1/2"	3-Way	0.8
BEL-B310	1/2"	3-Way	1.2
BEL-B320	3/4"	3-Way	14
BEL-B325	1"	3-Way	30
BEL-B332	1-1/4"	3-Way	37
BEL-B350	2"	3-Way	57




More sizes and configurations available

Contact MPN Parts for more information!

BALDOR®



INVEST IN GOLD

Electric motors consume 63 percent of all electricity used in U.S. industry. Designed and built to meet or exceed NEMA Premium® efficiency standards, Baldor • Reliance® Super-E® motors run cooler, last longer and cost less every minute they operate.



Motors

Baldor ODP Motors

ODP Enclosure with Shaft Grounding Ring				
HP	Frame	Voltage	Speed	Part Number
1 HP	143T	230 / 460V	1800 RPM	BAL-EM3116T-G
1.5 HP	145T	231 / 460V	1800 RPM	BAL-EM3154T-G
2 HP	145T	232 / 460V	1800 RPM	BAL-EM3157T-G
3 HP	182T	233 / 460V	1800 RPM	BAL-EM3211T-G
5 HP	184T	234 / 460V	1800 RPM	BAL-EM3218T-G
7.5 HP	213T	235 / 460V	1800 RPM	BAL-EM3311T-G
10 HP	215T	236 / 460V	1800 RPM	BAL-EM3313T-G
15 HP	254T	237 / 460V	1800 RPM	BAL-EM2513T-G
20 HP	256T	238 / 460V	1800 RPM	BAL-EM2515T-G
25 HP	284T	239 / 460V	1800 RPM	BAL-EM2531T-G
30 HP	286T	240 / 460V	1800 RPM	BAL-EM2535T-G
40 HP	324T	241 / 460V	1800 RPM	BAL-EM2539T-G
50 HP	326T	242 / 460V	1800 RPM	BAL-EM2543T-G
60 HP	364T	243 / 460V	1800 RPM	BAL-EM2547T-G
75 HP	365T	244 / 460V	1800 RPM	BAL-EM2551T-G

Baldor TEFC Motors 1800RPM

TEFC Enclosure with Shaft Grounding Ring				
HP	Frame	Voltage	Speed	Part Number
1 HP	143T	230/460V	1800 RPM	BAL-EM3546T-G
1.5 HP	145T	230/460V	1800 RPM	BAL-EM3554T-G
2 HP	145T	230/460V	1800 RPM	BAL-EM3558T-G
3 HP	182T	230/460V	1800 RPM	BAL-EM3611T-G
5 HP	184T	230/460V	1800 RPM	BAL-EM3615T-G
7.5 HP	213T	230/460V	1800 RPM	BAL-EM3710T-G
10 HP	215T	230/460V	1800 RPM	BAL-EM3714T-G
15 HP	254T	230/460V	1800 RPM	BAL-EM2333T-G
20 HP	256T	230/460V	1800 RPM	BAL-EM2334T-G
25 HP	284T	230/460V	1800 RPM	BAL-EM4103T-G
30 HP	286T	230/460V	1800 RPM	BAL-EM4104T-G
40 HP	324T	230/460V	1800 RPM	BAL-EM4110T-G
50 HP	326T	230/460V	1800 RPM	BAL-EM4115T-G
60 HP	364T	230/460V	1800 RPM	BAL-EM4314T-G
75 HP	365T	230/460V	1800 RPM	BAL-EM4316T-G
100 HP	405T	230/460V	1800 RPM	BAL-EM4400T-G

No minimum order required, Prices subject to change without notice

BALDOR®

TEAO Cooling Tower Duty Motors

HP	Frame	Voltage	Speed	Part Number
5 HP	84T	230/460V	1800 RPM	BAL-ECTM3665T
7.5 HP	213T	230/460V	1800 RPM	BAL-ECTM3770T
10 HP	213T	230/460V	1800 RPM	BAL-ECTM3774T
25 HP	284T	230/460V	1800 RPM	BAL-ECTM4103T
30 HP	286T	230/460V	1800 RPM	BAL-ECTM4104T
40 HP	324T	230/460V	1800 RPM	BAL-ECTM4110T
50 HP	326T	230/460V	1800 RPM	BAL-ECTM4115T
60 HP	364T	230/460V	1800 RPM	BAL-ECTM4314T





The next step in HVAC drives

The new ACH580 drives come with a range of advanced features, such as a new primary settings menu that makes commissioning the drives much easier and faster. Optional Bluetooth® connectivity offers improved accessibility for drives in remote areas and increases safety by letting users stay out of arc flash danger zones.

Simple to select, install and use

All the essentials including DC chokes, EMC filters, cabling clamps, certified BACnet communication, and enclosures from UL (NEMA) Type 1 to UL (NEMA) Type 12 are a standard part of the drive. Simplifying selection, installation, and commissioning.

Safe maintenance

The packaged disconnect solution provides a main disconnect switch, further increasing safety for people working on air-handling units.

Motor control options to meet your application needs

ACH580 drives can be integrated with several types of AC motors, including Permanent Magnet (PM), synchronous reluctance (SynRM) motors and Ferrite Assisted SynRM (FASR) including EC Titanium™. Using these motors can reduce your energy costs even more.



Additional I/O options

Take advantage of the added flexibility and accessibility — never be without back-up I/O points at the job site again.



We stock VFD units and replacement parts to meet all of your HVAC needs

Call or visit MPN Today!



ACH580 drives are ideal for HVAC fans, pumps, compressors, air-handling units, and chillers. These are used in hospitals, data centers, shopping centers, tunnel ventilation, factories, office buildings, and more.



Intuitive control panel

The drive's HVAC-specific software, intuitive control panel with customizable text, and menu-driven programming simplify setup and operation of even the most complex applications. You can customize the view so that it only shows the information you need, and it automatically saves a backup of your most recent configuration so that it's always available.



Optional Bluetooth capability

ABB's new HVAC Bluetooth control panel lets you commission the drive remotely, safely outside the arc flash boundary. The Drivetune smartphone app allows you to commission and tune the drive from a distance, giving you access to the same primary settings and other menus available on the drive's HVAC control panel.



Reliable communication

BTL certified BACnet MS/TP, Modbus RTU, and Johnson Controls N2 are embedded in every ACH580. In addition, a wide range of optional fieldbus adapters, including DeviceNet, LonWorks, PROFIBUS DP, Ethernet, Modbus TCP, PROFINET IO and BTL certified BACnet/IP, are available to enable connectivity with all major building automation and control systems.

Harmonic mitigation

The drive provides reduced harmonics with built-in, DC choke in a small and lightweight design.

Ultra-Low Harmonic (ULH) drive for a clean electrical network

The revolutionary ACH580 Ultra-Low Harmonic drive is designed specifically for the HVAC market, minimizing the effect of harmonics on your system. This all-in-one solution is fully integrated within the ACH580 platform and leverages the same programming tools, user settings, options, and functions, while providing superior harmonic performance.



Hoses & Control Valves

Ultra Flex Hoses			
Part Number	Connection Size	Lengths Available (in)	Connection Configuration
NEX-UFH-050	1/2" x 1/2"	12, 18, 24, 36, 48	Female Swivel NPSH Thread x Female Swivel NPSH Threads
NEX-UFH-075	3/4" x 3/4"	18, 24, 36, 48	Female Swivel NPSH Thread x Female Swivel NPSH Threads
NEX-UFH-100	1" x 1"	18, 24, 36	Female Swivel NPSH Thread x Female Swivel NPSH Threads
NEX-UFHF-050	1/2" x 3/4"	12, 18, 24, 36, 48	Female Swivel NPSH Thread x Female Swivel NPSH Threads
NEX-UFHF-075	3/4" x 1-1/4"	12, 18, 24, 36, 48	Female Swivel NPSH Thread x Female Swivel NPSH Threads
NEX-UFHF-100	1" x 1-1/4"	12, 18, 24, 36	Female Swivel NPSH Thread x Female Swivel NPSH Threads
NEX-UFHM-050	1/2" x 1/2"	12, 18, 24, 36, 48	Female Swivel NPSH Threads x Solid Male MNPT Threads
NEX-UFHM-075	3/4" x 3/4"	12, 18, 24, 36, 48	Female Swivel NPSH Threads x Solid Male MNPT Threads
NEX-UFHM-100	1" x 1"	12, 18, 24, 36	Female Swivel NPSH Threads x Solid Male MNPT Threads
NEX-UFHM-125	1-1/4" x 1-1/4"	18, 24, 36	Female Swivel NPSH Threads x Solid Male MNPT Threads
NEX-UFHM-150	1-1/2" x 1-1/2"	18, 24, 36	Female Swivel NPSH Threads x Solid Male MNPT Threads
NEX-UFHM-200	2" x 2"	18, 24, 36	Female Swivel NPSH Threads x Solid Male MNPT Threads

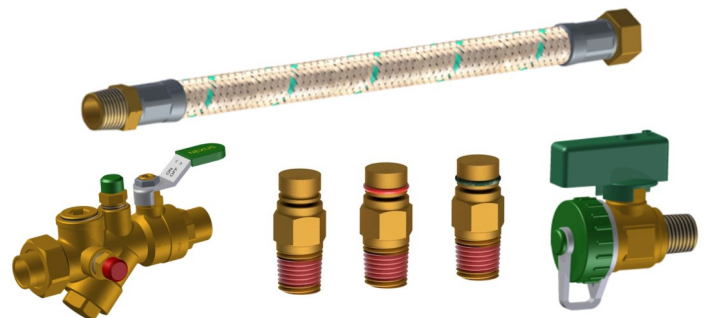
Automatic Flow Control Valves (UM)		
Size	PSID Range	GPM Range
1/2"	2 - 45	0.33 - 6.0
	4 - 55	7.0 - 8.0
3/4"	2 - 45	0.33 - 10.5
	5 - 65	11.0 - 15.0
1", 1-1/4"	2 - 45	7.0 - 22.0
	2 - 60	24.0 - 35.0
	4 - 70	40.0 - 45.0
1-1/2", 2", 2-1/2"	2 - 45	25.0 - 75.0
	5 - 50	80.0 - 100.0

Manual Flow Control Valves (MB)		
Size	Ideal Flow Range Minimum (gpm)	Ideal Flow Range Maximum (gpm)
1/2"	0.25	8.00
3/4", 1"	0.45	18.00
1-1/4", 1-1/2"	1.00	40.00
2", 2-1/2"	1.50	95.00

Don't see what you need? Give us a call and we can configure to your specs!



NEXUS



Piping Connectors

Pump Connectors		
Model	Description	Size Range
SMN	Stainless steel hose & braid with carbon steel male NPT's	1/2" x 6.5" - 4" x 16"
SMP	Stainless steel hose & braid with 150# carbon steel plate flanges	2" x 9" - 16" x 14"
BSW	Bronze hose & braid with copper female sweat ends	1/2" x 6.5" - 3" x 18"
Q-PRES	Bronze hose & braid with copper press fit ends	1/2" x 18" - 2" x 18"



Ultra Fuel Flex Connectors (approved for compressed and combustible gases)		
Model	Description	Size Range
UL-0M	Stainless steel hose & braid w/ carbon steel male	1" x 16" - 4" x 25"
UL-0W	Stainless steel hose & braid with carbon steel schedule 40 weld ends	1" x 18" - 4" x 27"
UL-0P	Stainless steel hose & braid with 150# carbon steel plate fixed flanges	1" x 14" - 4" x 20"
UL-0RR	Stainless steel hose & braid with 150# RF steel fixed flanges	1" x 15" - 4" x 22"
UL-0RY	Stainless steel hose & braid with 150# RF steel fixed flange x 150# lap joint floating on stainless steel schedule 40 stub end	1" x 16" - 4" x 24"



Expansion Joints		
Model	Description	Size Range
PRNNS	Neoprene/Nylon Single Sphere w/150# plate steel flanges	1.5" x 6" - 20" x 8"
PREE	EPDM/Nylon Single Sphere w/150# plate steel flanges	2" x 6" - 12" x 8"
PRNND	Neoprene/Nylon Double Sphere w/150# plate steel flanges	1.5" x 7" - 14" x 13.75"
PREED	EPDM/Nylon Double Sphere w/150# plate steel flanges	2" x 7" - 14" x 13.75"
PRNNDUFU	Neoprene/Nylon Double Sphere with steel female union ends	3/4" x 8" - 2" x 8"



Stop Link Kits		
Model	Description	Size Range
STOPLINK-S	4 Plates / with cables, StopLink set for single sphere	2" - 12"
STOPLINK-D	4 Plates / with cables, StopLink set for double sphere	2" - 12"



A world of difference in critical piping connections since 1968.™



Air Filters

AAF | Flanders®

Pleated Filters						
Model	Filter Depth	Efficiency	Media Type	Frame Material	Max Operating Temperature	Size Range
PerfectPleat HC M8	1", 2", 4"	MERV 8	DuraFlex Synthetic	Beverage Board	150° F	10x10 - 25x29
PerfectPleat ULTRA	1", 2", 4"	MERV 8	Synthetic	Beverage Board	150° F	10x10 - 25x29
MEGApleat M9	1", 2", 4"	MERV 9	Synthetic	Moisture Resistant Beverage Board	200° F	10x20 - 25x29
PREpleat M11 HC	1", 2", 4"	MERV 11	Synthetic	Beverage Board	180° F	10x10 - 25x29
PREpleat M13	1", 2", 4"	MERV 13	Synthetic	Beverage Board	180° F	10x20 - 24x24

Panel Filters					
Model	Filter Depth	Media Type	Frame Material	Max Operating Temperature	Size Range
EZ Flow II	1"	Fiberglass	Chipboard	180° F	10x10 - 25x25
Permanent Metal	1/2", 1", 2", 4"	Aluminum Mesh, Galvanized Steel, Stainless Steel	Aluminum, Galvanized Steel, Stainless Steel	300°F, 700°F, 1,000°F	12X24 - 24X24
Strata Density	1"	Fiberglass	Paperboard, Chipboard	150° F	10X20 - 25X30
AmerSeal	2-Ply, 3-Ply, 4-Ply	Moisture-Resistant Polyester	9-Gauge Steel, Internal	175° F	N/A

Bag Filters					
Model	Filter Depth	Efficiency	Media Type	Frame Material	Max Operating Temperature
DriPak	12", 15", 18", 21", 22", 26", 30", 36"	MERV 13, MERV 15	Fiberglass	Galvanized Steel	150° F
DriPak GX	15", 22", 30"	MERV 13, MERV 15	Fiberglass	Galvanized Steel	158° F
DriPak 2000	12", 15", 18", 21", 22", 26", 30", 36"	MERV 12, MERV 14, MERV 15	Synthetic	Galvanized Steel	200° F
AmerSeal Cube	10", 15", 20"	MERV 8	Synthetic	Steel	175° F

No minimum order required, Prices subject to change without notice

Humidifier Parts



Condair Cylinders			
Part #	Description	Compatible Series	Compatible Models
CON-1519002	Cylinder 202	EL, NHEL, RH, MES, NHTC, NHPC, NHMC	5-10 lbs/h 120-277V Single Phase
CON-1519004	Cylinder 204	EL, NHEL, MES, NHTC, NHPC, NHMC	10 lbs/h 440-600V Single Phase
CON-2594971	Cylinder 210	HumiLife RH	All
CON-1519023	Cylinder 303	EL, NHEL, MES, NHTC, NHPC, NHMC	15-20 lbs/h 208-277V Three Phase
CON-1519031	Cylinder 311	EL, NHEL, MES, NHTC, NHPC, NHMC	15-20 lbs/h 380-600V Three Phase
CON-1519051	Cylinder 411	EL, NHEL, MES, NHTC, NHPC	25-30 lbs/h 440-600V Three Phase
CON-1519085	Cylinder 605	EL, NHEL, NHTC, NHPC, NHMC	50-200 lbs/h - 440-600V (EL, NHEL) 100 lbs/h & 200 lbs/h - 440-480V (NHTC/PC/MC) Three Phase
We supply all other replacement parts for Condair units including fill valves, steam distributors and more!			

We provide replacement parts for most major humidifier manufacturers!



Model 00 Series Cartridge Circulators (115V, 60Hz, 3250RPM, 1 Phase)

Model Number	Casing	Connection	Amps	HP
003-B4 / 003-BC4 / 003-BT4 / 003-BC4-1	BRZ	0.75" Sweat / 0.50" Sweat / 0.75" NPT / Union	0.43	1/40
006-B4 / 006-BC4 / 006-BT4 / 006-BC4-1	BRZ	0.75" Sweat / 0.50" Sweat / 0.75" NPT / Union	0.52	1/40
005-F2 / 005-BF2	BRZ/CI	0.75" / 1" / 1.25" / 1.50" Flanged	0.53 - 0.54	1/35
007-F5 / 007-BF5	BRZ/CI	0.75" / 1" / 1.25" / 1.50" Flanged	0.70 - 0.76	1/25
008-F6 / 008-BF6 / 008-BC6	BRZ/CI	0.75" / 1" / 1.25" / 1.50" Flanged -- 0.75" Sweat	0.79 - 0.84	1/25
009-F5 / 009-BF5	BRZ/CI	0.75" / 1" / 1.25" / 1.50" Flanged	1.40	1/8
0010-F2 / 0010-BF2	BRZ/CI	0.75" / 1" / 1.25" / 1.50" Flanged	1.10 - 1.17	1/8
0011-F4 / 0011-BF4	BRZ/CI	0.75" / 1" / 1.25" / 1.50" Flanged	1.76	1/8
0012-F4 / 0012-F4-1 / 0012-BF4 / 0012-BF4-1	BRZ/CI	1.25" / 1.50" / 2" Flanged	1.33	1/8
0013-F3 / 0013-BF3	BRZ/CI	0.75" / 1" / 1.25" / 1.50" Flanged	2.0	1/6
0014-F1 / 0014-BF1	BRZ/CI	0.75" / 1" / 1.25" / 1.50" Flanged	1.55	1/8

Model 00 Series Cartridge Circulators with Integral Flow Check (115V, 60Hz, 3250RPM, 1 Phase)

Model Number	Casing	Connection	Amps	HP
003-BC4-1-IFC / 003-BC4-IFC	BRZ	0.50" / 0.75" Sweat	0.45	1/40
006-BC7-1IFC / 006-BC7-IFC	BRZ	0.50" / 0.75" Sweat	0.52	1/40
005-F2-IFC / 005-ZF2-IFC	CI	0.75" / 1" / 1.25" / 1.50" Flanged	0.52	1/35
007-F5-IFC / 007-ZF5-IFC	CI	0.75" / 1" / 1.25" / 1.50" Flanged	0.71	1/25
008-F6-IFC / 008-ZF6-IFC / 008-BC6-IFC	BRZ/CI	0.75" / 1" / 1.25" / 1.50" Flanged -- 0.75" Sweat	0.79	1/25

Model 2400 Series Circulators (60Hz, 3450 RPM, 1 Phase)

Model Number (Cast Iron)	Model Number (Stainless Steel)	Amps (@115V)	Amps (@230V)	HP
2400-10-3P	2400-10S-3P	1.9	N/A	1/6
2400-20-3P	2400-20S-3P	1.9	1.0	1/6
2400-30-3P	2400-30S-3P	1.9	1.0	1/6
2400-40-3P	2400-40S-3P	1.9	1.0	1/6
2400-45-3P	2400-45S-3P	3.6	1.7	1/3
2400-50-3P	2400-50S-3P	4.9	2.4	1/2
2400-60-3P	2400-60S-3P	1.9	1.0	1/6
2400-65-3P	2400-65S-3P	3.6	1.7	1/3
2400-70-3P	2400-70S-3P	4.9	2.4	1/2



No minimum order required, Prices subject to change without notice

Air Vents, Setters and Repair Kits



Hy-Vents			
Model Number	Description	Max System Conditions	Max Venting Pressure
400	Hy-Vent	150 psi, 240°F	50 psi
409	Commercially Rated Brass Vent	150 psi, 240°F	150 psi
414	Waste Connector	150 psi, 240°F	N/A
415	Hy-Vent Service Check Valve	150 psi, 240°F	N/A
416	Slim-Line Hy-Vent	150 psi, 240°F	115 psi
417	Taco-Vent Coint Vent	125 psi, 240° F	125 psi
418	Hy-Vent	150 psi, 240°F	50 psi
419	Hyigh Pressure Hy-Vent	250 psi, 240°F	150 psi
426	Hy-Vent	150 psi, 240°F	50 psi

Setters						
Model Number	Bypass/Inline	Connection Size	Flow Range (GPM)	Max Flow (GPM)	Temperature Range (F)	Max Pressure
7201-3	Inline	1" Union	1 - 4	4	32° - 212°	145 psi
7202-3	Inline	1" Union	2 - 8	8	32° - 212°	145 psi
7204-3	Bypass	1" Union	1 - 4	4	32° - 212°	145 psi
7205-3	Bypass	1" Union	2 - 8	8	32° - 212°	145 psi
7206-3	Bypass	1-1/4" Union	3 - 10	10	32° - 212°	145 psi

Repair Kits		
Part #	Sleeve Material	Common Series
TAC-1600-868CRP	Ordered Separately	1600, 1900 (standard temp)
TAC-1600-868SRP	Ordered Separately	1600, 1900 (high temp)
TAC-951-3161BRP	Bronze	FE, VI, CE
TAC-951-3161RP	Stainless Steel	FE, VI, CE
TAC-951-3162BRP	Bronze	FE, VI, CE
TAC-951-3162RP	Stainless Steel	FE, VI, CE
TAC-953-1548-3RP	Stainless Steel	KS, VC
TAC-953-1548-6RP	Stainless Steel	KS, VC
TAC-953-1549-3BRP	Bronze	KV, VI, CI, FI
TAC-953-1549-6BRP	Bronze	CI, FI, KV



AUTHORIZED PARTS DISTRIBUTOR

YOU NAME IT. WE GOT IT.

YORK® EQUIPMENT REPLACEMENT PARTS NOW AVAILABLE HERE.



DISTRIBUTOR FOR
OEM ROOFTOP & CHILLER PARTS




Filter Driers

Sporlan Liquid Line Driers					
Part Number	Model	Line Size	Type	Connection	Capacity
S1-400503	C083S	3/8"	Liquid	Sweat	8 Cubic in.
S1-401018	C162S	1/4"	Liquid	Sweat	16 Cubic in.
S1-401021	C163S	3/8"	Liquid	Sweat	16 Cubic in.
S1-401023	C164S	1/2"	Liquid	Sweat	16 Cubic in.
S1-401035	C165S	5/8"	Liquid	Sweat	16 Cubic in.
S1-401216	C165S	5/8"	Liquid	Sweat	16 Cubic in.
S1-401031	C167S	7/8"	Liquid	Sweat	16 Cubic in.
S1-401305	C303S	3/8"	Liquid	Sweat	30 Cubic in.
S1-401307	C304S	1/2"	Liquid	Sweat	30 Cubic in.
S1-401449	C305S	5/8"	Liquid	Sweat	30 Cubic in.
S1-401313	C306S	3/4"	Liquid	Sweat	30 Cubic in.
S1-401505	C307S	7/8"	Liquid	Sweat	30 Cubic in.
S1-401317	C309S	1-1/8"	Liquid	Sweat	30 Cubic in.
S1-401609	C414S	1/2"	Liquid	Sweat	41 Cubic in.
S1-401610	C415S	5/8"	Liquid	Sweat	41 Cubic in.
S1-401618	C419S	1-1/8"	Liquid	Sweat	41 Cubic in.
S1-401865	C609S	1-1/8"	Liquid	Sweat	60 Cubic in.

Value-Line Liquid Line Driers					
Part Number	Model	Line Size	Type	Connection	Capacity
S1-SLFD083S	083S	3/8"	Liquid	Sweat	8 Cubic in.
S1-LFD163S	163S	3/8"	Liquid	Sweat	16 Cubic in.
S1-SLFD163S	163S	3/8"	Liquid	Sweat	16 Cubic in.
S1-SLFD164S	164S	1/2"	Liquid	Sweat	16 Cubic in.
S1-SLFD305S	305S	5/8"	Liquid	Sweat	30 Cubic in.

Sporlan Bi Flow Driers					
Part Number	Model	Line Size	Type	Connection	Capacity
404201	HPC-163-S-HH	3/8"	Liquid	Sweat	16 Cubic in.
404241	HPC-164-S-HH	1/2"	Liquid	Sweat	16 Cubic in.
404281	HPC-165-S-HH	5/8"	Liquid	Sweat	16 Cubic in.
401372	HPC-305-S-HH	5/8"	Liquid	Sweat	30 Cubic in.





Refrigeration Components

Sporlan Drier Cores				
Part Number	Model	Core Type	Core Dimensions	Fits Shell
S1-404360	RC 4864	Activated Core	3.74 x 5.50 in.	C480 thru C19200 Series
S1-404380	RC 4864HH	Activated Charcoal Core / Burnout	3.74 x 5.50 in.	C480 thru C19200 Series
S1-404401	RCW-48G	High Water Capacity	3.74 x 5.50 in.	C480 thru C19200 Series
S1-404400	RC 10098	Activated Core	4.80 x 6.47 in.	C30000 & C40000 Series
S1-404403	RCW-100G	High Water Capacity POE Oil	4.80 x 6.47 in.	C30000 & C40000 Series
S1-404420	RC-10098-HH	Activated Charcoal Core / Burnout	4.80 x 6.47 in.	C30000 & C40000 Series
S1-404404	RCW-42	High Water	3.18 x 6.00 in.	CR42 Series
S1-404555	RPE-48-BD	Element Only	3.70 x 5.50 in.	C480 thru C19200 Series

Sporlan Drier Shells				
Part Number	Model	Line Size	Number of Cores or Elements	Dessicant Volume
S1-402082	C485-G	5/8"	1	48 Cubic in.
S1-402109	C487-G	7/8"	1	48 Cubic in.
S1-402152	C489-G	1-1/8"	1	48 Cubic in.
S1-402159	C4811-G	1-3/8"	1	48 Cubic in.

Sporlan Sight Glass		
Part Number	Model	Line Size
S1-700052	SA-12S	1/4"
S1-700130	SA-13S	3/8"
S1-700299	SA-14S	1/2"
S1-700416	SA-15S	5/8"
S1-700507	SA-17S	7/8"
S1-700546	SA-19S	1-1/8"



Refrigeration Components

Sporlan Ball Valves

Part Number	Model	Line Size
S1-502031	EBV-1030	3/8"
S1-502033	EBV-1040	1/2"
S1-502035	EBV-1050	5/8"
S1-502039	EBV-1070	7/8"
S1-502041	EBV-1090	1-1/8"

Sporlan Ball Valves with Access Port

Part Number	Model	Line Size
S1-502032	EVBT-1030	3/8"
S1-502034	EVBT-1040	1/2"
S1-502036	EVBT-1050	5/8"
S1-502038	EVBT-1060	3/4"
S1-502040	EVBT-1070	7/8"
S1-502042	EVBT-1090	1-1/8"
S1-502044	EVBT-1110	1-3/8"

Sporlan Solenoid Coils

Part Number	Model	Coil Voltage
S1-310286	MKC-1 DUAL JAU	120-208-240V
S1-310325	MCK-1 24/ 50-60 JAQ	24V
S1-311671	MKC-2 DUAL JAU	120-208-240V
S1-311710	MKC-2 24/ 50-60 JAQ	24V

Sporlan Solenoid Valves, Less Coil


Part Number	Model	Line Size
S1-4076-00	4076-00 / ME6S140-HP	1/2" ODF
S1-4145-00	4145-00 / ME19S250-HP	5/8" ODF
S1-4036-00	4036-00 / ME25S290-HP	1-1/8" ODF
S1-SV-406200	4062-00 / ME35S1110-HP	1-3/8" ODF





Refrigeration Controls

Transformers	
Part Number	Description
S1-T7752	75VA; 240/08/120V Primary - 24V Secondary
S1-T2404F	40VA; 240/08/120V Primary - 24V Secondary



Relays	
Part Number	Description
S1-S90-290Q	SPST-NO; 24V Coil
S1-S90-293Q	SPDT; 24V Coil
S1-S90-340	DPDT; 24V Coil
S1-S90-341	DPDT; 110/120V Coil
S1-S90-342	DPDT; 208/240V Coil
S1-S90-370	SPDT; 24V Coil
S1-S90-380	SPST-NO/NC; 24VCoil



Universal Capacitors	
Part Number	Description
S1-TURBO200	CAP,RUN, 2.5-67.5 MFD, TURBO 200 20
S1-TURBO200MINI	CAP,RUN,2.5-12.5 MFD, TURBO 200 MINI 500



Run Capacitors			
Part Number	MFD	Volts	Shape
S1-CAP44040F	4 MFD	440 VAC	Oval
S1-CAP44050F	5 MFD	440 VAC	Oval
S1-CAP44075F	7.5 MFD	440 VAC	Oval
S1-CAP44100F	10 MFD	440 VAC	Oval
S1-CAP44125F	12.5 MFD	440 VAC	Oval
S1-CAP44150F	15 MFD	440 VAC	Oval
S1-CAP44200F	20 MFD	440 VAC	Oval
S1-CAP44250F	25 MFD	440 VAC	Oval
S1-CAP44300F	30 MFD	440 VAC	Oval
S1-CAP44350F	35 MFD	440 VAC	Oval
S1-CAP44400F	40 MFD	440 VAC	Oval
S1-CAP44450F	45 MFD	440 VAC	Oval
S1-CAP44500F	50 MFD	440 VAC	Oval
S1-CAP44600F	60 MFD	440 VAC	Round
S1-CAP44800F	80 MFD	440 VAC	Round

Contactors			
Part Number	Poles	Amps	Coil Volts
S1-130024	1P	30A	24V
S1-230024	2P	30A	24V
S1-230120	2P	30A	120V
S1-230240	2P	30A	240V
S1-240024	2P	40A	24V
S1-240120	2P	40A	120V
S1-240240	2P	40A	240V

Refrigeration Controls



Dual Pressure Control	
Part Number	Model
JCI-P70LB-1C	Dual Pressure
JCI-P70LB-6C	Dual Pressure
JCI-P70MA-1C	Dual; Manual Reset
JCI-P70SA-1C	Convertible Dual Pressure
JCI-P170LB-6C	Dual Pres; Male Flare
JCI-P170MA-1C	Dual Pres; Manual Reset; Male Flare



Fan Cycling Control	
Part Number	Model
JCI-P70AA-118C	Fan Cycling
JCI-P70AA-400C	Fan Cycling (R410A)
JCI-P170AA-118C	Fan Control; Male Flare
JCI-P170AA-400C	Fan Cycling; Male Flare (R410A)



Fan Speed Control	
Part Number	Model
JCI-P266ABA-100C	Single Phase Fan Speed Control 208/230 Vac
JCI-P266BHA-100C	Single Phase Fan Speed Control 460 Vac



Pressure Controls	
Part Number	Model
JCI-P70DA-1C	Single; Manual Reset
JCI-P70AB-12C	Low Side Pressure
JCI-P70AB-2C	Low Side Pressure
JCI-P170AB-12C	Low Side Pressure; Male Flare
JCI-P470EB-1C	Electronic Pressure Control

Lube Oil Pressure Control	
Part Number	Model
JCI-P28AA-1C	Lube Oil
JCI-P45NCA-12C	Copeland Lube Oil
JCI-P45NCA-82C	Carlyle Lube Oil
JCI-P145NCA-12C	Lube Oil; Male Flare
JCI-P545NCB-22C	Electronic Lube-Oil Control (Copeland)
JCI-P545NCB-82C	Electronic Lube-Oil Control (Carlyle)





Refrigeration Controls

Armored Capillary Tubes	
Part Number	Model
JCI-SEC99AA-36C	Ultracap Armored Capillary
JCI-SEC99AB-36C	Ultracap Armored Capillary



Modular Controls	
Part Number	Model
JCI-C450SCN-3C	Stage Module with 2 SPDT Switches
JCI-C450SQN-1C	Stage Module with 2 Analog Outputs



Pressure Transducers	
Part Number	Model
JCI-P266SNR-1C	P266 Pressure Transducers for Low and Medium Pressure Refrigerants
JCI-P266SNR-2C	P266 Pressure Transducers for High Pressure Refrigerants (R410A)
JCI-P499RCP-101K	Electronic Pressure Transducer 1/4" Female with Depressor 0 - 100 PSI
JCI-P499RCP-105K	Electronic Pressure Transducer 1/4" Female with Depressor 0 - 500 PSI
JCI-P499RCPS102K	Electronic Pressure Transducer 1/4" Female with Depressor 0 - 200 PSI



Temperature Control	
Part Number	Model
JCI-A19ABA-40C	Cooling Only; Remote Bulb Temp Control; Diff 3-12 Adj; 6' Cap
JCI-A19ABC-24C	Remote Bulb Temp Control; -30/100F; Dff 3-12 Adj; 8' Cap
JCI-A19BBC-2C	Coiled Bulb Temp Control; -30/100F; Diff 3-12 Adj; SPDT
JCI-A421ABC-02C	Electronic Temperature Control (120/240V)
JCI-A70HA-1C	Coil Freeze Protection with Alarm Circuit
JCI-A99BB-200C	Temperature Sensor



Water Regulator Valves	
Part Number	Model
JCI-V246GA1-001C	Water Valve 3/8 NPT - R410A
JCIV246GB1-001C	Water Valve 1/2 NPT - R410A
JCI-V246GC1-001C	Water Valve 3/4 NPT - R410A
JCI-V246GD1-001C	Water Valve 1 NPT - R410A
JCI-V46AA-1C	Water Valve 3/8 NPT
JCI-V46AB-1C	Water Valve 1/2 NPT
JCI-V46AC-1C	Water Valve 3/4 NPT
JCI-V46AD-1	Water Valve 1" NPT



THE SOLUTION TO YOUR WATER SCALING PROBLEMS



**RYDLYME dissolves water scale,
lime, struvite, vivianite, mud and
rust deposits safely, quickly and
effectively!**

CONTACT MPN TO ORDER YOURS TODAY

Screwdrivers / Nut Drivers	
Part Number	Description
KLE-646M	Nut Driver Set, Magnetic Nut Drivers, 6-Inch Shafts, 2-Piece
KLE-646-1/4M	1/4-Inch Magnetic Tip Nut Driver 6-Inch Shaft
KLE-646-5/16M	5/16-Inch Magnetic Nut Driver Cushion-Grip
KLE-32288	8-in-1 Insulated Interchangeable Screwdriver Set
KLE-32303	14-in-1 Multi-Bit Adjustable Length Screwdriver
KLE-32304	14-in-1 HVAC Adjustable-Length Impact Screwdriver with Flip Socket
KLE-32305	15-in-1 Multi-Bit Ratcheting Screwdriver
KLE-32307	27-in-1 Multi-Bit Tamperproof Screwdriver
KLE-32308	8-in-1 Multi-Bit Adjustable Length Stubby Screwdriver
KLE-32314	14-in-1 Precision Screwdriver/ Nut Driver
KLE-32500MAG	11-in-1 Magnetic Screwdriver / Nut Driver
KLE-32527	Multi-Bit Screwdriver / Nut Driver, 11-in-1, Ph, Sl, Sq, Schrader Bits
KLE-32593	Multi-Bit Ratcheting Screwdriver, 6-in-1, Stubby, Ph, Sl, Nut Bits
KLE-32596	HVAC Slide Drive™ Multi-Bit Screwdriver / Nut Driver, 8-in-1
KLE-32613	HVAC Pocket Screwdriver, 3-in-1, Phillips, Slotted, Schrader Bits
KLE-32614	Multi-Bit Electronics Pocket Screwdriver, 4-in-1, Ph, Sl Bits
KLE-32717	All-in-1 Precision Screwdriver Set with Case
KLE-32807MAG	7-in-1 Multi-Bit Screwdriver / Nut Driver, Magnetic
KLE-600-4	1/4-Inch Keystone Cushion-Grip™ Screwdriver
KLE-603-4	#2 Phillips Screwdriver 4-Inch Round Shank
KLE-605-6	1/4-Inch Cabinet Tip Screwdriver, Heavy Duty, 6-Inch

Pliers/Crimping Tools	
Part Number	Description
KLE-1009	Long-Nose Wire Stripper, Wire Cutter, Crimping Tool
KLE-11055	Solid and Stranded Copper Wire Stripper and Cutter
KLE-2005N	Forged Steel Wire Crimper, Cutter, Stripper
KLE-D203-8	Pliers, Needle Nose Side-Cutters, 8-Inch
KLE-D213-9NE	Lineman's Pliers, New England Nose, 9-Inch
KLE-D248-8	Diagonal Cutting Pliers, Angled Head, Short Jaw, 8-Inch
KLE-D504-10B	Quick-Adjust Klaw™ Pump Pliers, 10-Inch

Hex Key	
Part Number	Description
KLE-70581	Folding Hex Key Set, 8-Key, SAE Sizes
KLE-70591	Folding Hex Key Set, 9-Key, SAE Sizes
KLE-LLK12	L-Style Hex Key Caddy Set 12-Piece



HVAC Tools

Wrenches	
Part Number	Description
KLE-D507-10	Adjustable Wrench Extra Capacity, 10-Inch
KLE-D507-6	Adjustable Wrench Extra Capacity, 6-1/2-Inch
KLE-D507-8	Adjustable Wrench, Extra Capacity 8-Inch
KLE-D86930	Reversible Jaw/Adjustable Pipe Wrench, 10-Inch
KLE-D86932	Slim-Jaw Adjustable Wrench, 4-Inch
KLE-D86934	Slim-Jaw Adjustable Wrench, 6-Inch
KLE-D86936	Slim-Jaw Adjustable Wrench, 8-Inch

Lights	
Part Number	Description
KLE-56403	Rechargeable Personal Work Light
KLE-56411	Rechargeable Waterproof LED Pocket Light with Lanyard
KLE-56412	Rechargeable LED Flashlight with Worklight
KLE-56413	Rechargeable 2-Color LED Flashlight with Holster
KLE-56414	Rechargeable 2-Color LED Headlamp with Adjustable Strap

Knives	
Part Number	Description
KLE-44142	Compact Pocket Knife
KLE-44218	Cable Skinning Utility Knife w/Replaceable Blade
KLE-44200	Cable Splicer's Knife, 6-1/4-Inch
KLE-44222	Pocket Knife, REALTREE XTRA™ Camo, Tanto Blade
KLE-48036	Combination Knife and Scissors Sharpener

Bags	
Part Number	Description
KLE-5541610-14	Tote 10", 40 Pockets
KLE-55421BP-14	Backpack 14", 39 Pockets
KLE-55485	Backpack 19-1/2", 48 Pockets

Tools	
Part Number	Description
KLE-CL390	AC/DC Digital Clamp Meter, Auto-Ranging 400 Amp
KLE-CL440	HVAC Clamp Meter
KLE-ET10	Magnetic Digital Pocket Thermometer
KLE-ET160	Refrigerant Gas Leak Detector
KLE-ET20	WiFi Borescope
KLE-J207-8CR	Pliers, All-Purpose Needle Nose Pliers with Crimper, 8.5-Inch
KLE-K12065CR	Klein-Kurve® Heavy-Duty Wire Stripper / Cutter / Crimper Multi Tool, 8-20 AWG
KLE-NCVT-4IR	Non-Contact Voltage Tester Pen, 12-1000 AC V with Infrared Thermometer
KLE-TI250	Rechargeable Thermal Imaging Camera



Digital Refrigerant Scale and Intelligent Valve

testo 560i - Digital refrigerant scale with Bluetooth and Intelligent Valve for automatic charging of refrigeration systems, ductless mini splits, and heat pumps

Automatic and precise refrigerant charging according to target superheat, subcooling, and weight with the testo Intelligent Valve*

Wireless connection and operation with Testo digital manifolds and testo Smart App via Bluetooth

See all measured values for the charging process, and store measurements in the testo Smart App

Extremely portable thanks to compact housing, low weight, practical carrying handle and sturdy shoulder bag

Compatible with:

- testo 557s/550s/550i Smart Digital Manifolds
 - testo 557/550 Digital Manifolds (w/ Bluetooth)
 - testo 115i/549i/605i Smart Probes
 - testo Smart App
-



 **Bluetooth + App**

testo Smart App
for free download



The new testo 560i Digital Refrigerant Scale and Intelligent Valve, revolutionizes the charging of refrigeration systems, ductless mini splits, and heat pumps. With the combination of the testo 560i Digital Scale, testo Intelligent Valve, a compatible digital manifold from Testo and/or the testo Smart App, you can charge refrigeration systems, ductless mini splits, and heat pumps automatically, more quickly, and more precisely than ever before. You can choose from four automatic programs according to target superheat, subcooling, superheat, or refrigerant weight. Simply select the charging program in the Testo manifold or testo Smart App, enter the target value and the testo 560i Digital Refrigerant

Scale and Intelligent Valve does the rest for you. Your benefits: Time saved to complete other tasks, as well as error-free and precise charging of refrigeration systems.

The Digital Refrigerant Scale and Intelligent Valve automatically connects via Bluetooth to the manifold or the App on your smartphone or tablet. This gives you flexibility even in confined environments. Thanks to the compact and robust housing, the low weight and the built-in carrying handle, the testo Automatic Filling System is extremely portable.

HVAC Tools

Smart Probes			
Model	Description	Battery Life	Features
115i	Pipe-Clamp Thermometer Operated via Smartphone	150h	Fast identification of temperature changes by graphic progression display; live data feed integration; Bluetooth range of 350'
405i	Hot-Wire Anemometer Wireless Smart Probe	15h	Small diameter and 15" telescopic shaft ideal for in-duct flow averaging and timed traverse; live data feed integration
410i	Vane Anemometer Wireless Smart Probe	130h	Timed/Multipoint averaging; live data feed integration
510i	Differential Pressure Manometer Wireless Smart Probe	150h	Pocket-sized; magnetic back holds instrument for hands-free operation
549i	High-Pressure Gauge Operated Via Smartphone	150h	Low refrigerant loss since no hoses are required for measurements; live data feed integration; Bluetooth range of 350'
552i	App-Controlled Wireless Vacuum Probe	39h	45-degree angle for easy installation at any port; connects via Bluetooth
605i	Thermohygrometer Operated Via Smartphone	150h	Small diameter and 15" telescopic shaft ideal for in-duct flow averaging and timed traverse; live data feed integration
805i	Infrared Thermometer Wireless Smart Probe	30h	Photograph objects with smart device, capturing measurement marker and temperature values for reference and reporting

Manifolds				
Model	Valve Block	Data Connection	Battery Life	Features
550s	2-Way	Bluetooth	100h w/ illumination and Bluetooth	Uses Testo Smart App, large graphic display
550i	2-Way	Bluetooth	130h	Uses Testo Smart App; fully digital
557s	4-Way	Bluetooth	100h w/ illumination and Bluetooth	Uses Testo Smart App, large graphic display
570s	4-Way	Bluetooth	120h w/ illumination and Bluetooth (with built-in rechargeable battery)	Uses Testo Smart App, intelligent error analysis


Refrigerant Leak Detectors				
Model	Detectable Refrigerants	Sensitivity	Battery Life	Features
316-3	R22, R134a, R404a, R410A, R507, R438A, all CFCs, HFCs, and HCFCs	4 g/a	16h permanent operation	Easy one-button operation, automatic zeroing, high/low sensitivity adjustment
316-4	R134a, R22, R404A, H2, CFCs, HCFCs, HFC	3 g/a	6h continuous operation	Visual and acoustic detection alarm, ear-plug connection for loud environments





Manufacturer Partners





Contact Us

Parts@MPNevada.com

702.228.8974